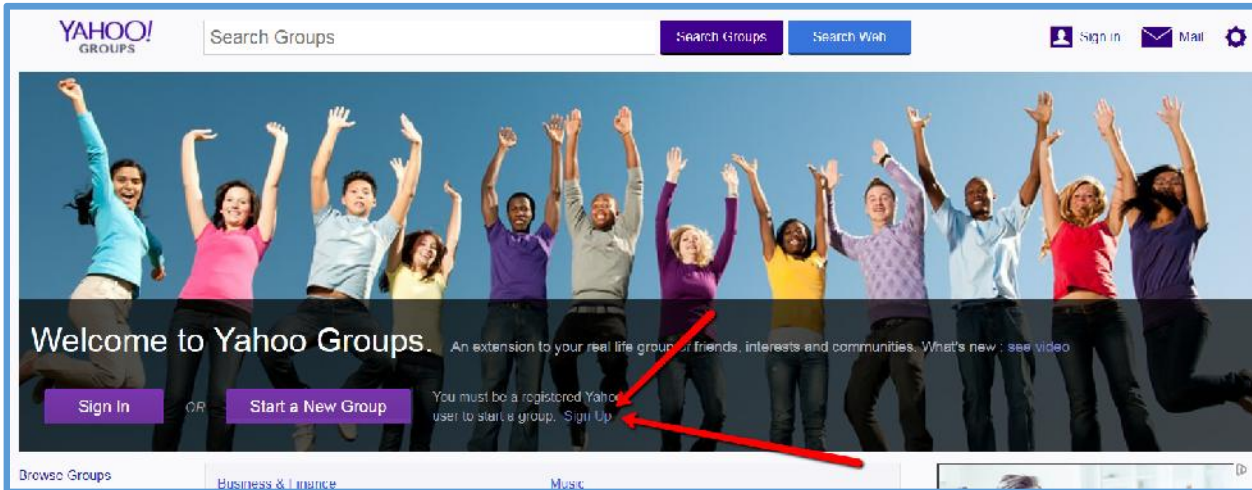


How to join the Falconbridge Alliance Listserv

The Falconbridge Alliance listserv is hosted by Yahoo, so you have or create a Yahoo User ID. Fortunately, you only need to go through the website once to sign up. After you join and are approved, **you can send messages** for broadcast on the listserv by just sending an email (from your registered email address) to falconbridgealliance@yahoogroups.com.

To create new User ID, go to www.yahoogroups.com and click "Sign Up".



Fill in the fields in red below, including a password.

Sign up

John Doe

johndoe123xyz @yahoo.com

[I'd rather use my own email address](#)

.....

+1 (919) 725-0910

January 1 1960

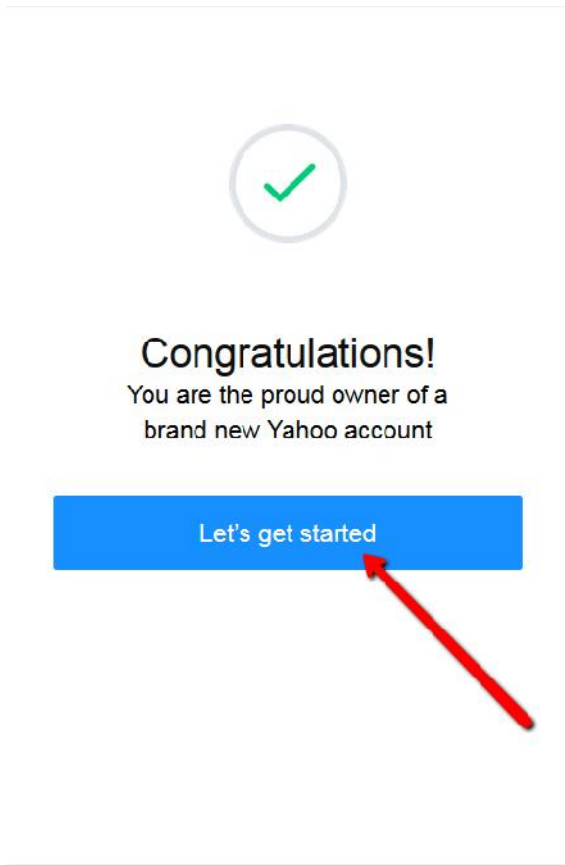
Female

[Continue](#)

Already have an account? [Sign in](#)

I agree to the Yahoo [Terms](#) and [Privacy](#)

They require a mobile phone number and send a code to your phone to verify you. Copy the code from your phone onto the screen where prompted. Be sure to write down the email address (xxxx@yahoo.com) and the password. You will need them to login to Yahoo in the future.



Click "Let's get started" and you will go to this screen.



Fill in "falconbridgealliance" (all one word). And Search Groups.

On the following screen, select Falconbridge Alliance.

The screenshot shows the Yahoo! Groups search interface. At the top left is the 'YAHOO! GROUPS' logo. To its right is a search bar labeled 'Search Groups' with a 'Search Groups' button and a 'Search Web' button. On the left side, there is a 'Preferences' menu with options like 'Privacy', 'Feedback', and 'Blog'. The main content area shows search results for 'Falconbridge Alliance'. The first result is an advertisement from 'us.netfind.com' with the text 'Falconbridge Alliance - Browse Results Instantly' and 'Search for Falconbridge Alliance. Find Quick Results and Explore Answers Now!'. Below the ad are two search results. The first result is for 'FalconbridgeAlliance' with a red arrow pointing to it. The second result is for 'falconbridge'.

YAHOO! GROUPS

Search Groups Search Groups Search Web

Preferences
e Groups

Privacy
Feedback
Blog

Groups

Best match # of members Latest activity Newest first Oldest first

Ads

[Falconbridge Alliance - Browse Results Instantly](#)
us.netfind.com
Search for Falconbridge Alliance. Find Quick Results and Explore Answers Now!

FalconbridgeAlliance ...http://docs.yahoo.com/info/terms/). If you need assistance, email **FalconbridgeAlliance-owner@yahoo.com**. Guidelines No...
175 members • Last activity 5:51 PM

falconbridge ... Alliance. To join the Alliance, please contact **FalconbridgeAlliance@gmail.com** and someone will get in touch. You can also
356 members • Last activity Aug 18

It shows the Alliance home page. Select "Join Group"

The screenshot shows the home page of the Falconbridge Alliance group. At the top left is the 'YAHOO! GROUPS' logo. To its right is a search bar labeled 'Search Conversations' with a 'Search Groups' button and a 'Search Web' button. On the left side, there is a 'Preferences' menu with options like 'Privacy', 'Feedback', and 'Blog'. The main content area features a large banner image of a traditional house with a thatched roof. Below the banner is the group name 'FalconbridgeAlliance' and the text 'Restricted Group, 175 members'. Below this are navigation tabs for 'Conversations', 'Photos', 'Files', 'About', and 'More'. Below the navigation tabs is an 'About Group' section with a red arrow pointing to a '+ Join Group' button. Below the 'About Group' section is a 'Group Description' section.

YAHOO! GROUPS

Search Conversations Search Groups Search Web

Preferences
se Groups

Privacy
Feedback
Blog

FalconbridgeAlliance

Restricted Group, 175 members

Conversations Photos Files **About** More

About Group **+ Join Group**

, added in the last 7 days

Group Description

Group Description & Guidelines
Welcome, and thanks for subscribing to the Falconbridge Neighborhood group. This service is supported by the

Join Group (FalconbridgeAlliance)

This is a restricted group.


Display Name :

Yahoo! Alias : johndoe123xyz
 johndoe123xyz@yahoo.com

Email Address : johndoe123xyz@yahoo.com

Message Delivery : Individual Email
 Daily Digest
 Special Notices
 No Email

Visual code | Audio code | Help

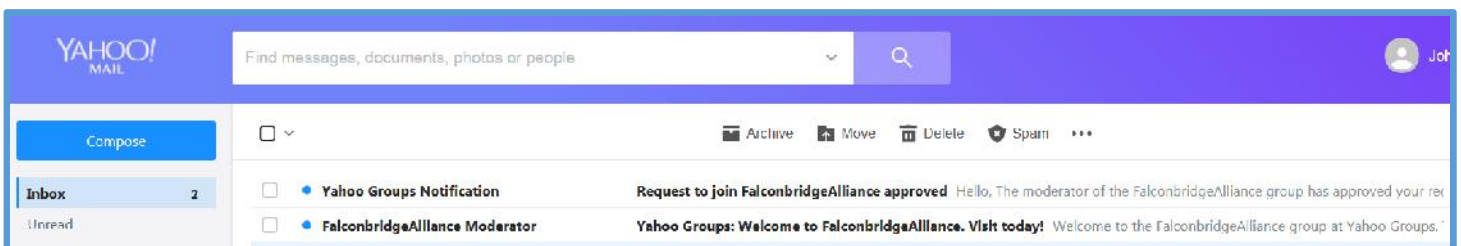


Type the code shown

Comment to Owner :

Enter the security code (it's different for everyone) and enter your home address. Then press "Send Request".

Then be patient and wait for approval to join. It may take a day or two for the process to finish. You will receive an email (at the Yahoo address) when you are approved.



After you receive your approval, **you can send messages** for broadcast on the listserv by just sending an email (from your registered email address) to falconbridgealliance@yahoogroups.com.